

How to use EBSCOHost on your iPad[®] and iPhone[®]

Tutorial created and designed by
Lloyd Wedes, MLS
Library Director, DeVry University and Chamberlain College of Nursing
Houston Metro



How to Download the EBSCOHost Phone app.



DEVRY UNIVERSITY LIBRARY SERVICES

Go to <http://library.devry.edu> and click on EBSCOhost

[ABOUT US](#)

[LIBRARY FAQ](#)

[PEOPLE AND PLACES](#)

[RESEARCH HELP](#)

[ASK-A-LIBRARIAN](#)

[CONTACT US](#)

When you need help,
ask a Librarian.

» Click

DeVry Library Resources

Students and faculty check out [free database trials](#) and then [tell us](#) what you think!

[National Information Literacy — Learn More!](#)

Journals and Periodicals

[EBSCOhost](#) is our newest database, offering full-text access to articles in all subject areas. EBSCOhost is the primary tool we use to support student learning. Watch a [training video](#) to learn more. [About EBSCOhost](#). [Learn](#) how to use EBSCO.

[CINAHL/MedLine](#) is a comprehensive source for nursing and health-related literature. [Learn](#) how to use CINAHL

Business Information

[Hoover's Online](#) delivers comprehensive company, industry, and market intelligence. [Learn](#) how to use Hoover's.

25 Libraries. 24/7 Access.

DeVry University Library Services is your partner on the path to academic excellence and lifelong learning. With [25 branches](#) across North America, and a vast collection of ebooks and articles available anytime from the web, we are always right where you need us to be. Our expert librarians are available in person, or online through the [Ask-a-Librarian](#) chat service, to assist with your research and information needs.



DEVRY UNIVERSITY LIBRARY SERVICES

Library Database Access

Please *Login* and follow these instructions for full access to the database.

Please login to access the library databases.
Students use your DSI number (with a capital D) and your YYYYMM of birth as your password.
Faculty and staff use your DSI number and MMYYYY of hire.

Your DSI#

Please enter your password

[If you are unable to gain access, please re-type your DSI number carefully.
If you continue to experience log-in difficulty, [contact us](#)]

© 2006 DeVry University. All rights reserved.
[Privacy Policy](#)


After you login, you can update your personal profile.



DEVRY UNIV - OAK BROOK TERRACE



- [EBSCOhost Basic Search](#)
- [EBSCOhost Advanced Search](#)
- [EBSCOhost Visual Search](#)



Click on Basic Search



[Nursing Reference Center](#)



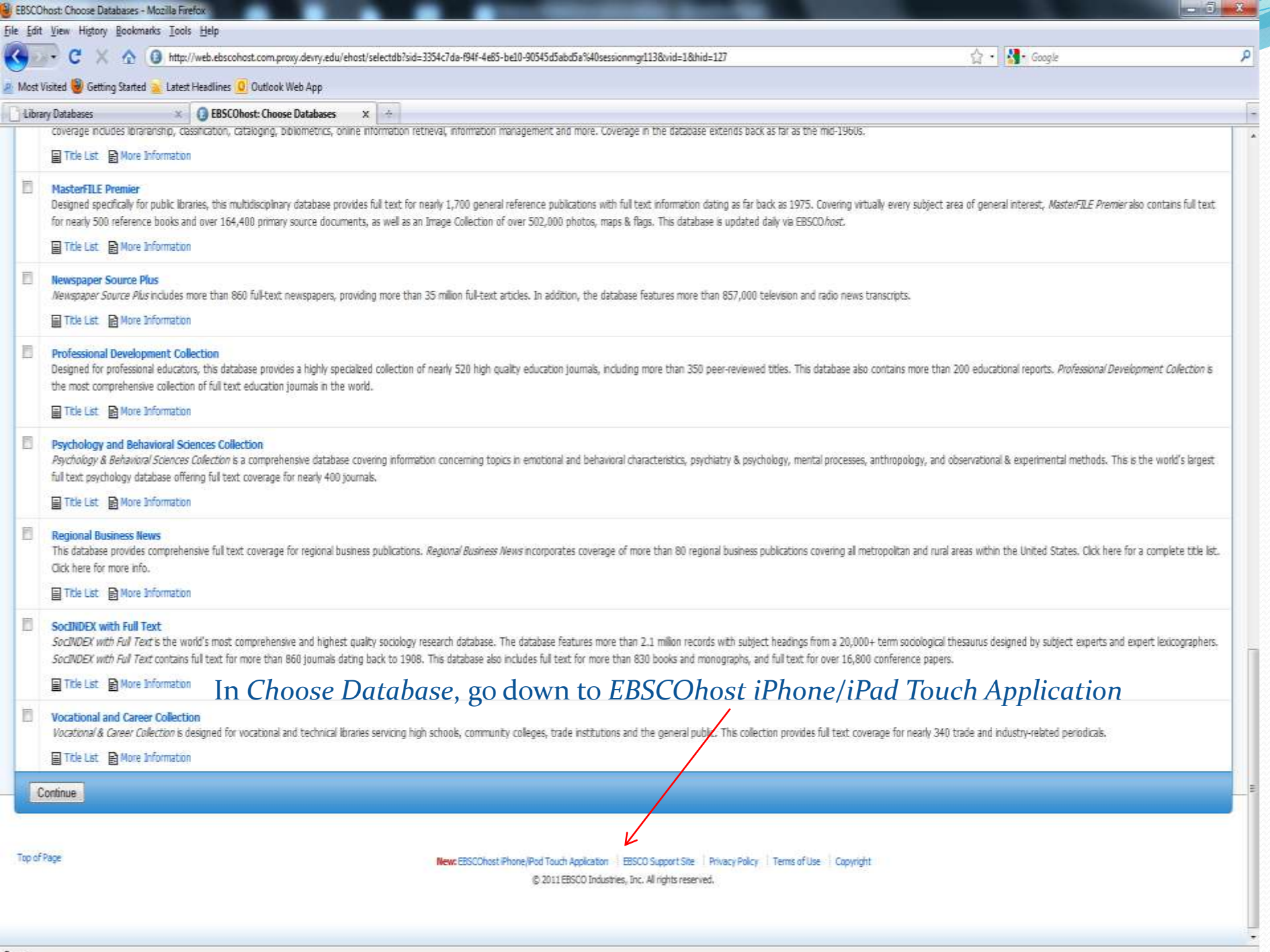
[Consumer Health Complete](#)



[Business Searching Interface](#)




- [Medline & CINAHL](#)
- [EBSCOhost Research Databases - Portuguese](#)
- [EBSCOhost Integrated Search](#)

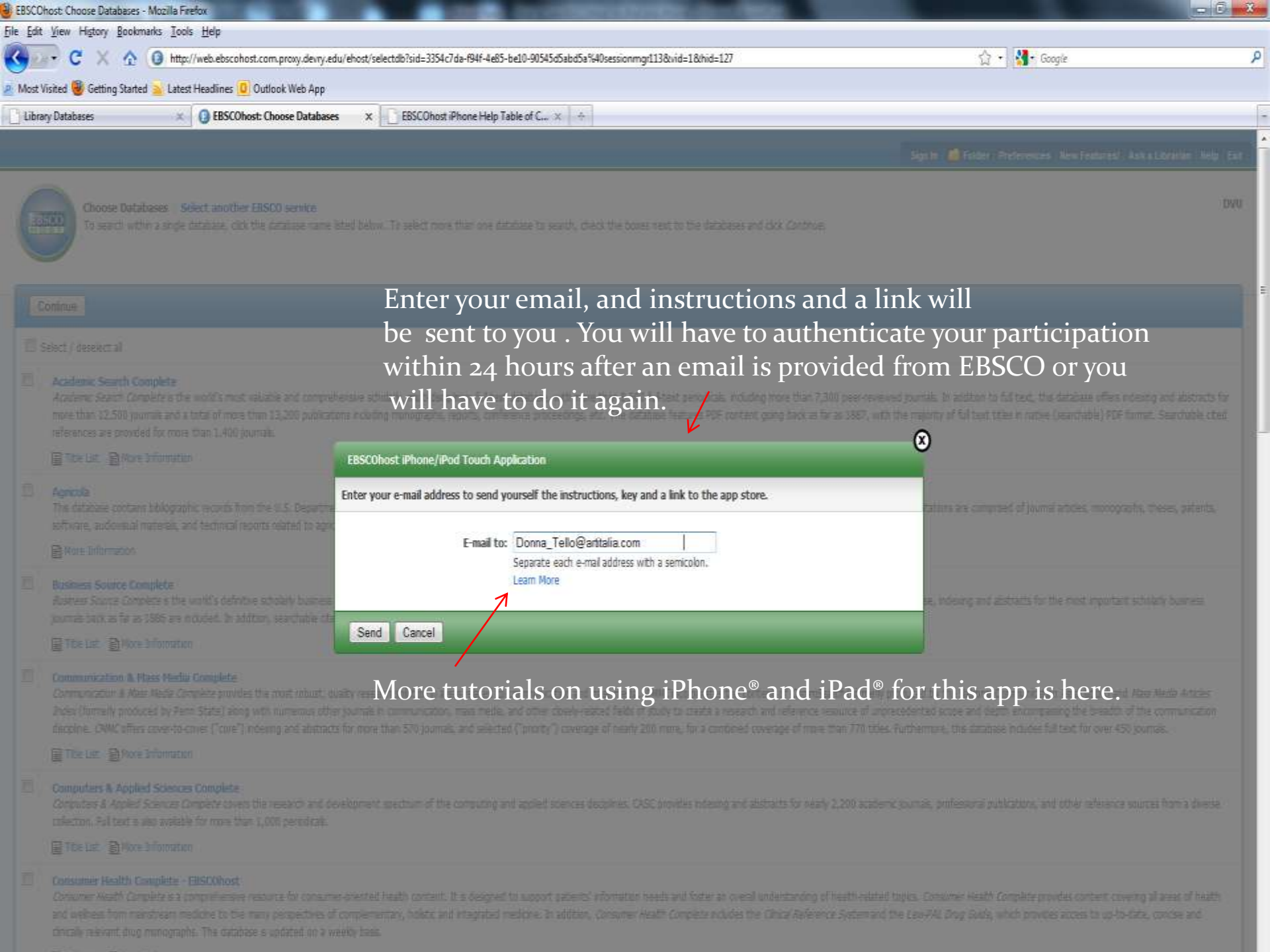


- Library Databases EBSCOhost: Choose Databases
- coverage includes librarianship, classification, cataloging, bibliometrics, online information retrieval, information management and more. Coverage in the database extends back as far as the mid-1960s.
- Title List** **More Information**
 - MasterFILE Premier**
Designed specifically for public libraries, this multidisciplinary database provides full text for nearly 1,700 general reference publications with full text information dating as far back as 1975. Covering virtually every subject area of general interest, *MasterFILE Premier* also contains full text for nearly 500 reference books and over 164,400 primary source documents, as well as an Image Collection of over 502,000 photos, maps & flags. This database is updated daily via EBSCOhost.
Title List **More Information**
 - Newspaper Source Plus**
Newspaper Source Plus includes more than 860 full-text newspapers, providing more than 35 million full-text articles. In addition, the database features more than 857,000 television and radio news transcripts.
Title List **More Information**
 - Professional Development Collection**
Designed for professional educators, this database provides a highly specialized collection of nearly 520 high quality education journals, including more than 350 peer-reviewed titles. This database also contains more than 200 educational reports. *Professional Development Collection* is the most comprehensive collection of full text education journals in the world.
Title List **More Information**
 - Psychology and Behavioral Sciences Collection**
Psychology & Behavioral Sciences Collection is a comprehensive database covering information concerning topics in emotional and behavioral characteristics, psychiatry & psychology, mental processes, anthropology, and observational & experimental methods. This is the world's largest full text psychology database offering full text coverage for nearly 400 journals.
Title List **More Information**
 - Regional Business News**
This database provides comprehensive full text coverage for regional business publications. *Regional Business News* incorporates coverage of more than 80 regional business publications covering all metropolitan and rural areas within the United States. Click here for a complete title list. Click here for more info.
Title List **More Information**
 - SocINDEX with Full Text**
SocINDEX with Full Text is the world's most comprehensive and highest quality sociology research database. The database features more than 2.1 million records with subject headings from a 20,000+ term sociological thesaurus designed by subject experts and expert lexicographers. *SocINDEX with Full Text* contains full text for more than 860 journals dating back to 1908. This database also includes full text for more than 830 books and monographs, and full text for over 16,800 conference papers.
Title List **More Information**
 - Vocational and Career Collection**
Vocational & Career Collection is designed for vocational and technical libraries servicing high schools, community colleges, trade institutions and the general public. This collection provides full text coverage for nearly 340 trade and industry-related periodicals.
Title List **More Information**
- [Continue](#)

In Choose Database, go down to EBSCOhost iPhone/iPad Touch Application



How to Authenticate EBSCOhost on your iPad[®] and iPhone[®]



Enter your email, and instructions and a link will be sent to you . You will have to authenticate your participation within 24 hours after an email is provided from EBSCO or you will have to do it again.

EBSCOhost iPhone/iPod Touch Application

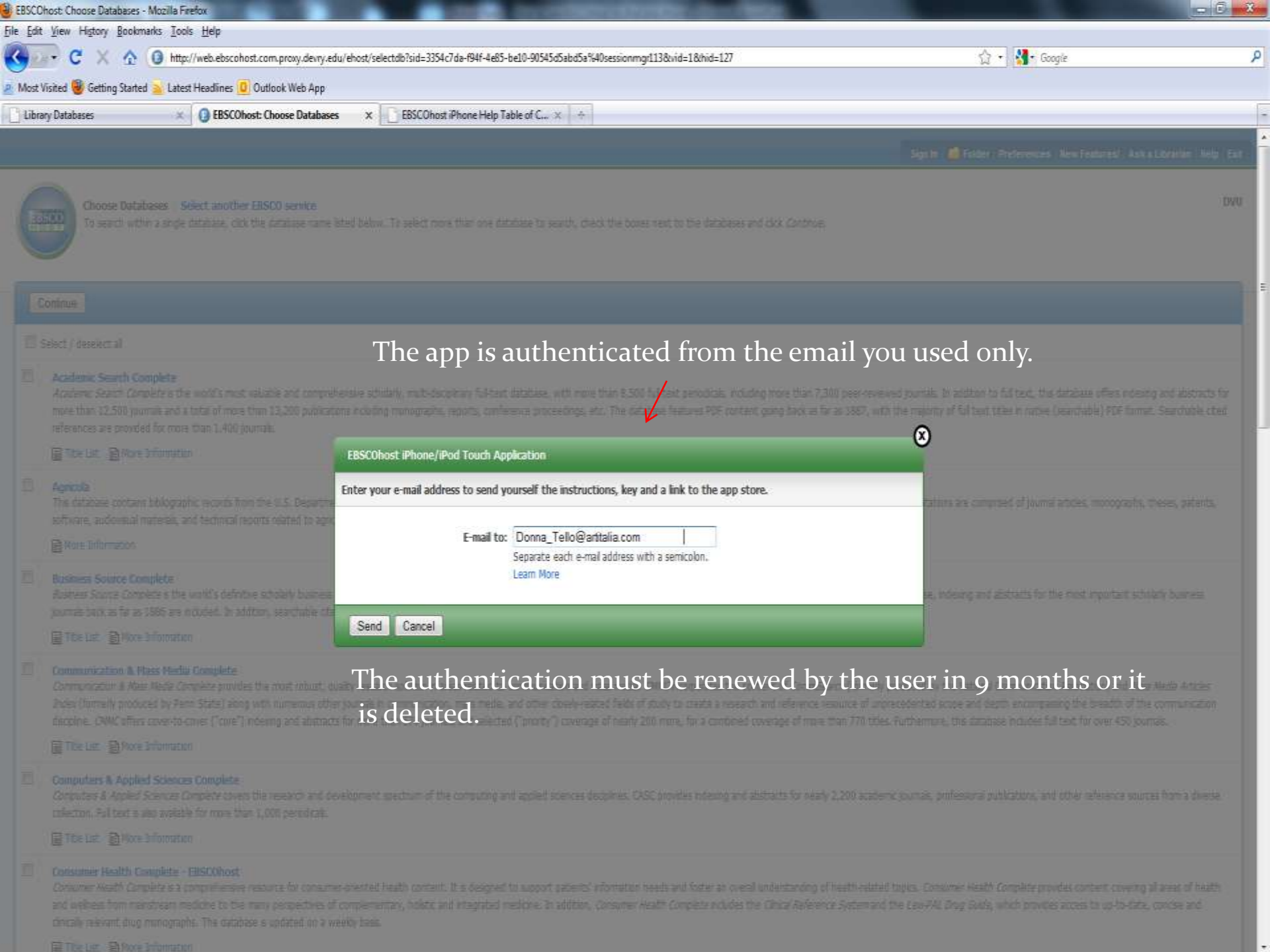
Enter your e-mail address to send yourself the instructions, key and a link to the app store.

E-mail to:

Separate each e-mail address with a semicolon.


[Learn More](#)

More tutorials on using iPhone® and iPad® for this app is here.



The app is authenticated from the email you used only.

The authentication must be renewed by the user in 9 months or it is deleted.



EBSCOhost has made an illustrated step by step tutorial on how to *Search* for articles, *Save*, and *Email* them on iphone® and ipad® You may continue to view this tutorial or see it on EBSCOhost at:

http://support.ebsco.com/downloads/iphone_help/ehostapp/toc.html

The Home Screen

« Help Topics

From the Home screen:

- Tap on the **Find** field, enter your search terms, and click **Search** to search EBSCOhost.
- Tap **My Recent Searches** to view a list of your 25 most recent searches.
- Tap **My Saved Searches** to view a complete list of your saved searches.
- Tap **My Saved Articles** to view a complete list of all articles saved to your device.

Click the **Home** button to access the Home screen at any time.



Contact EBSCO Technical Support at:

email: support@ebsco.com

phone: 800-758-5995

EBSCO Support Site

<http://support.ebsco.com>

Searching

[Help Topics](#)

To search EBSCOhost:

1. Tap the **Find** field to display the onscreen keyboard.



The **Find** field is at the top of the screen on the **Home** and **Search** pages.

2. Enter search terms and tap the **Search** button in the keyboard.

A result list of articles is displayed.



3. Tap **Date** to resort the result list by publication date.
4. Tap a result list item to view the detailed record or full text of the article.

Notes:

- Articles with an Adobe icon have PDF Full Text available for download to your device.

- Articles with HTML Full Text available open to the full text by default. Tap the citation icon to view the Detailed Record.

Contact EBSCO Technical Support at:

email: support@ebsco.com

phone: 800-758-5995

Saving a Search

[« Help Topics](#)

You can save your searches to your device within the EBSCOhost app to access them at a later time.

To save a search:

1. Tap **Save** after running a search.



2. Tap **OK**.
3. The search is saved to the **My Saved Searches** area.

Saved searches are accessible from the Home screen or by tapping **Saved** in the bottom menu.



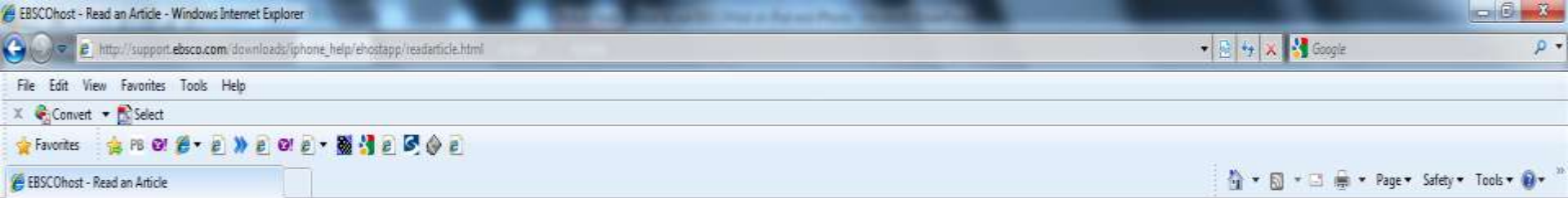
Note: Saving searches does not save them to a personal folder you may have set up in EBSCOhost.

Deleting Saved Searches

To delete saved searches:

1. Tap **Edit** when viewing the list of saved searches.
2. Select the searches to be deleted by tapping the circle on the left for each search.
3. Tap **Delete**.

Recent Searches



Reading an Article

[« Help Topics](#)

Tap any article in the Result List to display it.



Note: If HTML Full Text is available for the article, the HTML view is displayed by default. Otherwise, the Detailed Record is displayed.

On the Article Screen:

- Tap **Results** to return to the Result List.
- Tap the **Up** and **Down** arrows to page through the results.
- Tap **Save** to [save](#) the article's Detailed Record and available Full Text to your device.
- Tap  to view the Detailed Record for an article.
- Tap  to view the HTML Full Text (if available).
- Tap  to download and view the PDF Full Text (if available).
- Tap  to [email](#) the article.

Saving an Article

[« Help Topics](#)

You can save articles to your device within the EBSCOhost app to access them at a later time.

To save an article:

1. Go to an article's Detailed Record or HTML Full Text from the Result List.
2. Tap **Save**.



3. Click **OK**.
4. The article is saved to the **My Saved Articles** area.

Saved articles are accessible from the Home screen or by clicking **Saved** in the bottom menu.



Note: Saving articles does not save them to a personal folder you may have set up in EBSCOhost.

Deleting Saved Articles

To delete saved articles

1. Click **Edit** when viewing the list of saved articles.
2. Select the articles to be deleted by tapping the circle on the left for each article.
3. Click **Delete**.

Contact EBSCO Technical Support at:

email: support@ebsco.com

phone: 800-758-5995

Emailing an Article

« Help Topics

The EBSCOhost app allows you to email articles to any email addresses you provide.

To email an article:

1. From the Article screen, tap the **email icon**.



2. Choose to **Download** the PDF to include it in the email (if available), or **Skip** the download and email only the Detailed Record.

Note: If HTML Full Text is available, it is also included in the email as an attachment

An email containing your article is created using your device's email software.

3. Enter your email address(es) and click **Send**.

Contact EBSCO Technical Support at:

email: support@ebsco.com
phone: 800-758-5995

EBSCO Support Site

<http://support.ebsco.com>

Settings

[« Help Topics](#)

Tap the **Settings** button to adjust your settings.

When you apply settings, they are retained until you change them.

From the Settings menu:

- **Choose Databases** that are being searched.

Note: It is recommended that you deselect unneeded databases for a faster searching experience.

- Apply Search Options:

- **Full Text:** Return only articles that have full text available.
- **Peer Reviewed:** Return only results which are peer-reviewed.
- **Autocomplete:** Enable the autocomplete feature to suggest search terms as you type.
- **Publication Name:** Enter a publication name to return only results from that publication.

- Limit by **Publication Date:** Tap to enter a date range to return only results within a specified time period.

- Set the number of **Results per Page:** Tap to view 10, 20, or 30 results at a time in the Result List.

Access the Settings menu at any time by tapping the **Settings** button on the screen.



Contact EBSCO Technical Support at:

email: support@ebsco.com

phone: 800-758-5995

EBSCO Support Site

<http://support.ebsco.com>

Authentication Key

[« Help Topics](#)

The authentication key created in EBSCOhost authenticates the iPhone application to the set of EBSCO databases (profile) you were accessing when the key was created.

It is valid for **nine months**, after which you will need to generate a new authentication key from within EBSCOhost.

Changing the EBSCOhost Profile

If you would like to access a different set of EBSCO databases (profile) from within the iPhone application:

1. Access the desired profile from the EBSCOhost interface.
2. Click the iPhone authentication link at the bottom of the page and follow the onscreen prompts.
3. Access the generated email from your device and click the authentication link.

The EBSCOhost app is now authenticated to the new profile.

Contact EBSCO Technical Support at:

email: support@ebsco.com

phone: 800-758-5995

EBSCO Support Site

<http://support.ebsco.com>



For EBSCO Technical Support questions, go to

Phone: 800-758-5995

email: support@ebSCO.com



Other Questions? Chat with a Librarian at
<http://librarydb.devry.edu/ask.htm>